

WI Series Wall Cabinets

Dimensions 600 (w) x 450 (d) Height 7 to 20U

Infinique wall mounted network cabinet are assembled single section cabinets which comes with all the accessories for ease of installation. It offers reliability and helps to organize and secure EIA 19-inch standard rack-mount devices and networking equipment. Comes with built-in fans with temperature control and flow-through ventilation that keeps equipment safe from overheating.

These cabinets are easy to install and ideal for indoor environments and are available in 7U, 9U, 12U, 16U and 20U sizes.

These cabinets are constructed from heavy-duty cold-rolled steel for durability with a welded frame structure and have front, rear and side inner panels that offers protection from moisture, temperature and freezing. The internal adjustable mounting rails with RU markings and cage nut style come

with security locks to safeguard the equipment. Slide-able cable entries are situated in the upper and lower base of the cabinet which can be fitted with the right size grommet. They are available in Black (RAL 9005) and Light Gray (RAL 7035) colors. The indoor cabinet can be used for applications such as traffic control, broadcast equipment, wireless networks and CCTV while maintaining the right operating temperature and protecting the equipment.

Features and Benefits

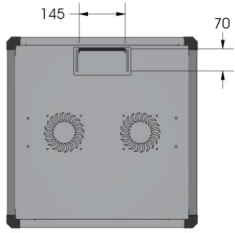
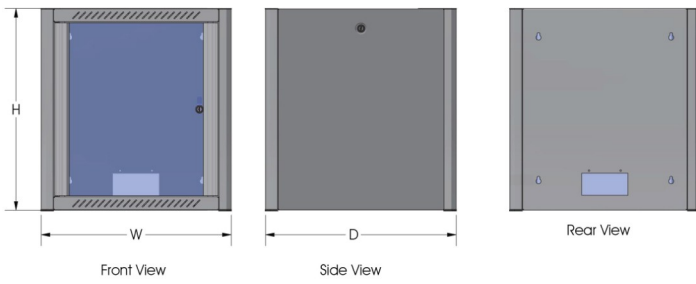
- Industry Standards**
 Compatible with standard 19" mounting, slide-able cable entries are placed in the upper and lower side of the cabinet
- Rugged Construction**
 Steel Welded Construction with connected four-corner to ensure stability, glass front with and integrated locking mechanism
- Adequate Ventilation**
 Option for fans with temperature control and flow-through ventilation that keeps equipment safe from overheating
- Easy Installation**
 Assembled Single Section Cabinet with all accessories for easy installation

CONSTRUCTION

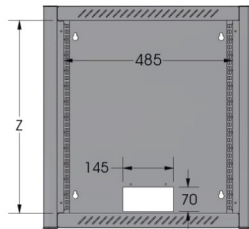


WI Series Wall Cabinets

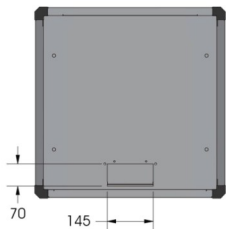
Dimensions 600 (w) x 450 (d) Height 7 to 20U




Top View



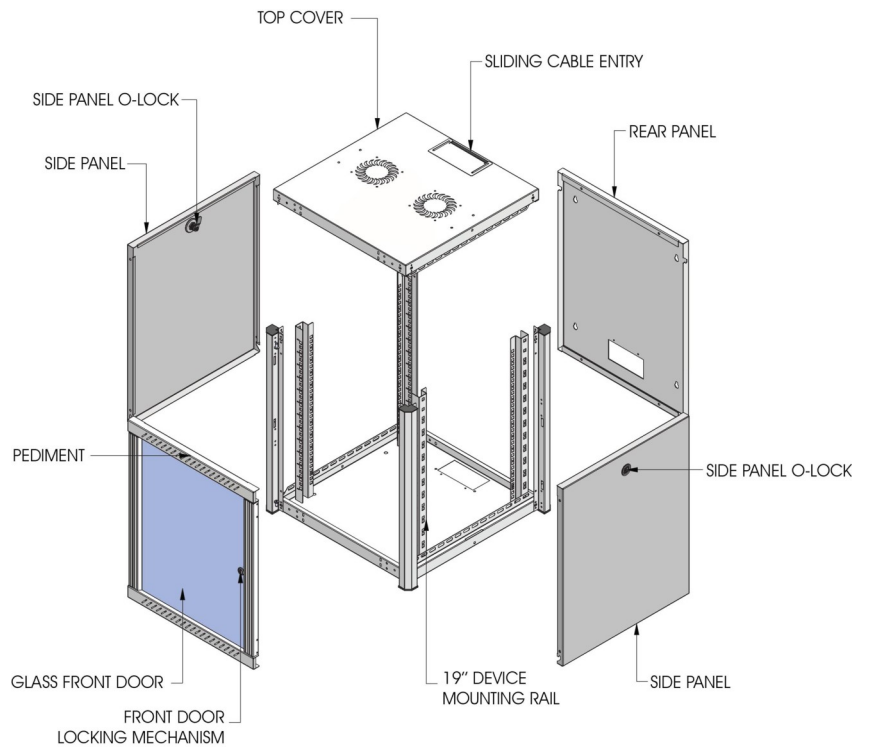
Front View



Bottom View



Side View



WI Series Wall Cabinets

Dimensions 600 (w) x 450 (d) Height 7 to 20U

SPECIFICATIONS				
Rack Units	Product Dimensions W x D x H (mm)	Package Dimensions W x D x H (mm)	Product Net Wt (Kg)	Product Gross Wt (Kg)
7U	600 x 450 x 423	620 x 470 x 450	17	18.4
9U	600 x 450 x 512	620 x 470 x 540	19	20.3
12U	600 x 450 x 645	620 x 470 x 670	23	24
16U	600 x 450 x 823	620 x 470 x 850	27	29
20U	600 x 450 x 1000	620 x 470 x 1030	32	33.3

ORDERING INFORMATION	
Part Number	Description
INR60W45D7-BK-WI	Infinique WI Series Wall Mount Cabinet, W 600, D 450, 7U, Black
INR60W45D9-BK-WI	Infinique WI Series Wall Mount Cabinet, W 600, D 450, 9U, Black
INR60W45D12-BK-WI	Infinique WI Series Wall Mount Cabinet, W 600, D 450, 12U, Black
INR60W45D16-BK-WI	Infinique WI Series Wall Mount Cabinet, W 600, D 450, 16U, Black
INR60W45D20-BK-WI	Infinique WI Series Wall Mount Cabinet, W 600, D 450, 20U, Black

Change 'BK' in part number to 'GY' for Gray Color Network Racks.